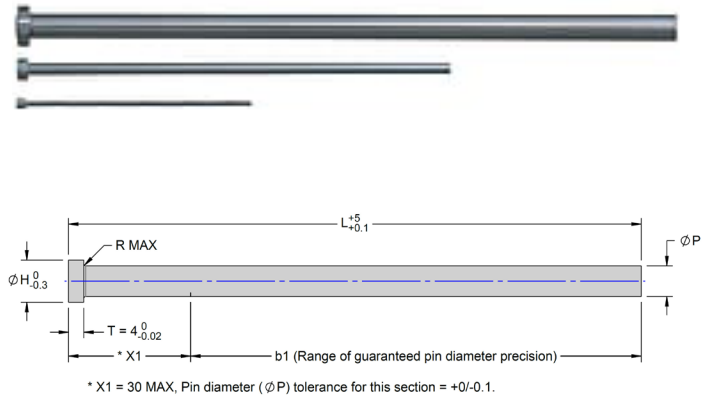


Metric M-2 Straight Ejector Pins - Precision

PCS Company's Metric M-2 (High Speed Steel or HSS) Straight Ejector Pins - Precision in lengths ranging from 60mm to 350mm. The diameters start at 0.2mm and go up to 12mm. Pin diameter tolerance is 0/-0.005mm.

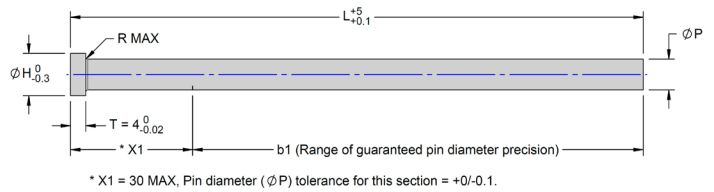
Features:

- Unit of measure: Millimeters
- Material: SKH51 (M2 High Speed Steel)
- Hardness: 58-60 HRC
- Pin Diameters: 0.2 to 12
- Lengths: 60 to 350



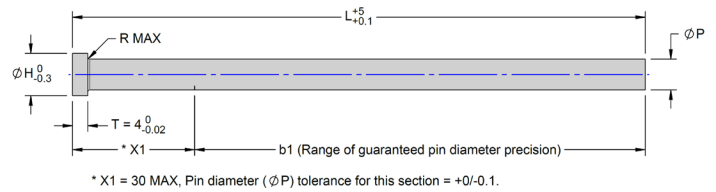
Item Number	P Pin Diameter	P Tolerance	L Length	H Head Diameter	T Head Thickness	R Max	Head Annealed
EPH0.2-60	0.2	0/-0.005mm	60	2	4	0.3	No
EPH0.3-60	0.3	0/-0.005mm	60	3	4	0.3	Yes
EPH0.4-60	0.4	0/-0.005mm	60	3	4	0.3	Yes
EPH0.4-100	0.4	0/-0.005mm	100	3	4	0.3	Yes
EPH0.5-60	0.5	0/-0.005mm	60	3	4	0.3	Yes
EPH0.5-100	0.5	0/-0.005mm	100	3	4	0.3	Yes
EPH0.6-100	0.6	0/-0.005mm	100	3	4	0.3	Yes
EPH0.6-150	0.6	0/-0.005mm	150	3	4	0.3	Yes
EPH0.7-100	0.7	0/-0.005mm	100	3	4	0.3	Yes
EPH0.7-150	0.7	0/-0.005mm	150	3	4	0.3	Yes
EPH0.8-100	0.8	0/-0.005mm	100	3	4	0.3	Yes
EPH0.8-150	0.8	0/-0.005mm	150	3	4	0.3	Yes
EPH0.9-100	0.9	0/-0.005mm	100	3	4	0.3	Yes
EPH0.9-150	0.9	0/-0.005mm	150	3	4	0.3	Yes
EPH1-100	1.0	0/-0.005mm	100	3	4	0.3	Yes
EPH1-150	1.0	0/-0.005mm	150	3	4	0.3	Yes
EPH1-200-1	1.0	0/-0.005mm	200	3	4	0.3	Yes
EPH1.1-100	1.1	0/-0.005mm	100	3	4	0.3	Yes
EPH1.1-150	1.1	0/-0.005mm	150	3	4	0.3	Yes
EPH1.1-200	1.1	0/-0.005mm	200	3	4	0.3	Yes
EPH1.2-100	1.2	0/-0.005mm	100	3	4	0.3	Yes
EPH1.2-150	1.2	0/-0.005mm	150	3	4	0.3	Yes
EPH1.2-200	1.2	0/-0.005mm	200	3	4	0.3	Yes
EPH1.3-100	1.3	0/-0.005mm	100	3	4	0.3	Yes
EPH1.3-150	1.3	0/-0.005mm	150	3	4	0.3	Yes
EPH1.3-200	1.3	0/-0.005mm	200	3	4	0.3	Yes
EPH1.4-100	1.4	0/-0.005mm	100	3	4	0.3	Yes
EPH1.4-150	1.4	0/-0.005mm	150	3	4	0.3	Yes
EPH1.4-200	1.4	0/-0.005mm	200	3	4	0.3	Yes
EPH1.5-100-1	1.5	0/-0.005mm	100	3	4	0.3	Yes
EPH1.5-150	1.5	0/-0.005mm	150	3	4	0.3	Yes
EPH1.5-200-1	1.5	0/-0.005mm	200	3	4	0.3	Yes
EPH1.5-250	1.5	0/-0.005mm	250	3	4	0.3	Yes
EPH1.6-100	1.6	0/-0.005mm	100	4	4	0.3	Yes
EPH1.6-150	1.6	0/-0.005mm	150	4	4	0.3	Yes
EPH1.6-200	1.6	0/-0.005mm	200	4	4	0.3	Yes
EPH1.6-250	1.6	0/-0.005mm	250	4	4	0.3	Yes

Metric M-2 Straight Ejector Pins - Precision



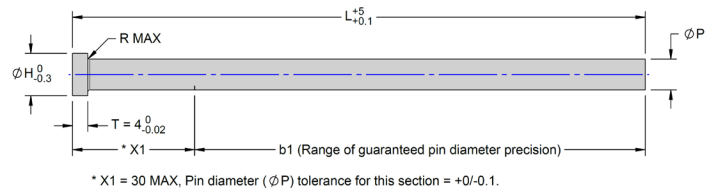
Item Number	P Pin Diameter	P Tolerance	L Length	H Head Diameter	T Head Thickness	R Max	Head Annealed
EPH1.7-100	1.7	0/-0.005mm	100	4	4	0.3	Yes
EPH1.7-150	1.7	0/-0.005mm	150	4	4	0.3	Yes
EPH1.7-200	1.7	0/-0.005mm	200	4	4	0.3	Yes
EPH1.8-100	1.8	0/-0.005mm	100	4	4	0.3	Yes
EPH1.8-150	1.8	0/-0.005mm	150	4	4	0.3	Yes
EPH1.8-200	1.8	0/-0.005mm	200	4	4	0.3	Yes
EPH1.9-100-1	1.9	0/-0.005mm	100	4	4	0.3	Yes
EPH1.9-150	1.9	0/-0.005mm	150	4	4	0.3	Yes
EPH1.9-200	1.9	0/-0.005mm	200	4	4	0.3	Yes
EPH2-100-1	2.0	0/-0.005mm	100	4	4	0.3	Yes
EPH2-150	2.0	0/-0.005mm	150	4	4	0.3	Yes
EPH2-200	2.0	0/-0.005mm	200	4	4	0.3	Yes
EPH2-250	2.0	0/-0.005mm	250	4	4	0.3	Yes
EPH2-300	2.0	0/-0.005mm	300	4	4	0.3	Yes
EPH2.1-100	2.1	0/-0.005mm	100	5	4	0.5	Yes
EPH2.1-150	2.1	0/-0.005mm	150	5	4	0.5	Yes
EPH2.1-200	2.1	0/-0.005mm	200	5	4	0.5	Yes
EPH2.1-250	2.1	0/-0.005mm	250	5	4	0.5	Yes
EPH2.2-100	2.2	0/-0.005mm	100	5	4	0.5	Yes
EPH2.2-150	2.2	0/-0.005mm	150	5	4	0.5	Yes
EPH2.2-200	2.2	0/-0.005mm	200	5	4	0.5	Yes
EPH2.3-100	2.3	0/-0.005mm	100	5	4	0.5	Yes
EPH2.3-150	2.3	0/-0.005mm	150	5	4	0.5	Yes
EPH2.3-200	2.3	0/-0.005mm	200	5	4	0.5	Yes
EPH2.4-100	2.4	0/-0.005mm	100	5	4	0.5	Yes
EPH2.4-150	2.4	0/-0.005mm	150	5	4	0.5	Yes
EPH2.4-200	2.4	0/-0.005mm	200	5	4	0.5	Yes
EPH2.5-100-1	2.5	0/-0.005mm	100	5	4	0.5	Yes
EPH2.5-150	2.5	0/-0.005mm	150	5	4	0.5	Yes
EPH2.5-200	2.5	0/-0.005mm	200	5	4	0.5	Yes
EPH2.5-250	2.5	0/-0.005mm	250	5	4	0.5	Yes
EPH2.5-300	2.5	0/-0.005mm	300	5	4	0.5	Yes
EPH2.6-100	2.6	0/-0.005mm	100	6	4	0.5	Yes
EPH2.6-150	2.6	0/-0.005mm	150	6	4	0.5	Yes
EPH2.6-200	2.6	0/-0.005mm	200	6	4	0.5	Yes
EPH2.6-250	2.6	0/-0.005mm	250	6	4	0.5	Yes
EPH2.7-100	2.7	0/-0.005mm	100	6	4	0.5	Yes
EPH2.7-150	2.7	0/-0.005mm	150	6	4	0.5	Yes
EPH2.7-200	2.7	0/-0.005mm	200	6	4	0.5	Yes
EPH2.8-100	2.8	0/-0.005mm	100	6	4	0.5	Yes
EPH2.8-150	2.8	0/-0.005mm	150	6	4	0.5	Yes
EPH2.8-200	2.8	0/-0.005mm	200	6	4	0.5	Yes
EPH2.9-100-1	2.9	0/-0.005mm	100	6	4	0.5	Yes
EPH2.9-150	2.9	0/-0.005mm	150	6	4	0.5	Yes
EPH2.9-200	2.9	0/-0.005mm	200	6	4	0.5	Yes
EPH3-100-1	3.0	0/-0.005mm	100	6	4	0.5	Yes

Metric M-2 Straight Ejector Pins - Precision



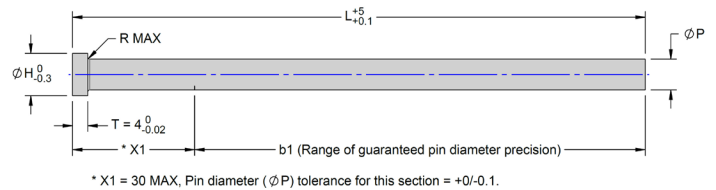
Item Number	P Pin Diameter	P Tolerance	L Length	H Head Diameter	T Head Thickness	R Max	Head Annealed
EPH3-150	3.0	0/-0.005mm	150	6	4	0.5	Yes
EPH3-200-1	3.0	0/-0.005mm	200	6	4	0.5	Yes
EPH3-250	3.0	0/-0.005mm	250	6	4	0.5	Yes
EPH3-300	3.0	0/-0.005mm	300	6	4	0.5	Yes
EPH3-350-1	3.0	0/-0.005mm	350	6	4	0.5	Yes
EPH3.1-100	3.1	0/-0.005mm	100	7	4	0.5	Yes
EPH3.1-150	3.1	0/-0.005mm	150	7	4	0.5	Yes
EPH3.1-200	3.1	0/-0.005mm	200	7	4	0.5	Yes
EPH3.1-250	3.1	0/-0.005mm	250	7	4	0.5	Yes
EPH3.2-100	3.2	0/-0.005mm	100	7	4	0.5	Yes
EPH3.2-150	3.2	0/-0.005mm	150	7	4	0.5	Yes
EPH3.2-200	3.2	0/-0.005mm	200	7	4	0.5	Yes
EPH3.3-100	3.3	0/-0.005mm	100	7	4	0.5	Yes
EPH3.3-150	3.3	0/-0.005mm	150	7	4	0.5	Yes
EPH3.3-200	3.3	0/-0.005mm	200	7	4	0.5	Yes
EPH3.4-100	3.4	0/-0.005mm	100	7	4	0.5	Yes
EPH3.4-150	3.4	0/-0.005mm	150	7	4	0.5	Yes
EPH3.4-200	3.4	0/-0.005mm	200	7	4	0.5	Yes
EPH3.5-100	3.5	0/-0.005mm	100	7	4	0.5	Yes
EPH3.5-150	3.5	0/-0.005mm	150	7	4	0.5	Yes
EPH3.5-200	3.5	0/-0.005mm	200	7	4	0.5	Yes
EPH3.5-250	3.5	0/-0.005mm	250	7	4	0.5	Yes
EPH3.5-300	3.5	0/-0.005mm	300	7	4	0.5	Yes
EPH3.5-350	3.5	0/-0.005mm	350	7	4	0.5	Yes
EPH3.6-100	3.6	0/-0.005mm	100	7	4	0.5	Yes
EPH3.6-150	3.6	0/-0.005mm	150	7	4	0.5	Yes
EPH3.6-200	3.6	0/-0.005mm	200	7	4	0.5	Yes
EPH3.6-250	3.6	0/-0.005mm	250	7	4	0.5	Yes
EPH3.7-100	3.7	0/-0.005mm	100	7	4	0.5	Yes
EPH3.7-150	3.7	0/-0.005mm	150	7	4	0.5	Yes
EPH3.7-200	3.7	0/-0.005mm	200	7	4	0.5	Yes
EPH3.8-100	3.8	0/-0.005mm	100	7	4	0.5	Yes
EPH3.8-150	3.8	0/-0.005mm	150	7	4	0.5	Yes
EPH3.8-200	3.8	0/-0.005mm	200	7	4	0.5	Yes
EPH3.9-100	3.9	0/-0.005mm	100	7	4	0.5	Yes
EPH3.9-150	3.9	0/-0.005mm	150	7	4	0.5	Yes
EPH3.9-200	3.9	0/-0.005mm	200	7	4	0.5	Yes
EPH4-100	4.0	0/-0.005mm	100	7	4	0.5	Yes
EPH4-150-1	4.0	0/-0.005mm	150	7	4	0.5	Yes
EPH4-200-1	4.0	0/-0.005mm	200	7	4	0.5	Yes
EPH4-250	4.0	0/-0.005mm	250	7	4	0.5	Yes
EPH4-300	4.0	0/-0.005mm	300	7	4	0.5	Yes
EPH4-350-1	4.0	0/-0.005mm	350	7	4	0.5	Yes
EPH4.1-100	4.1	0/-0.005mm	100	7	4	0.5	Yes
EPH4.1-150	4.1	0/-0.005mm	150	7	4	0.5	Yes
EPH4.1-200	4.1	0/-0.005mm	200	7	4	0.5	Yes

Metric M-2 Straight Ejector Pins - Precision



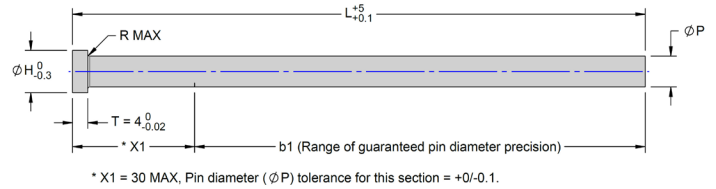
Item Number	P Pin Diameter	P Tolerance	L Length	H Head Diameter	T Head Thickness	R Max	Head Annealed
EPH4.1-250	4.1	0/-0.005mm	250	7	4	0.5	Yes
EPH4.2-100	4.2	0/-0.005mm	100	8	4	0.5	Yes
EPH4.2-150	4.2	0/-0.005mm	150	8	4	0.5	Yes
EPH4.2-200	4.2	0/-0.005mm	200	8	4	0.5	Yes
EPH4.3-100	4.3	0/-0.005mm	100	8	4	0.5	Yes
EPH4.3-150	4.3	0/-0.005mm	150	8	4	0.5	Yes
EPH4.3-200	4.3	0/-0.005mm	200	8	4	0.5	Yes
EPH4.4-100	4.4	0/-0.005mm	100	8	4	0.5	Yes
EPH4.4-150	4.4	0/-0.005mm	150	8	4	0.5	Yes
EPH4.4-200	4.4	0/-0.005mm	200	8	4	0.5	Yes
EPH4.5-100	4.5	0/-0.005mm	100	8	4	0.5	Yes
EPH4.5-150	4.5	0/-0.005mm	150	8	4	0.5	Yes
EPH4.5-200	4.5	0/-0.005mm	200	8	4	0.5	Yes
EPH4.5-250	4.5	0/-0.005mm	250	8	4	0.5	Yes
EPH4.5-300	4.5	0/-0.005mm	300	8	4	0.5	Yes
EPH4.5-350	4.5	0/-0.005mm	350	8	4	0.5	Yes
EPH4.6-100	4.6	0/-0.005mm	100	8	4	0.5	Yes
EPH4.6-150	4.6	0/-0.005mm	150	8	4	0.5	Yes
EPH4.6-200	4.6	0/-0.005mm	200	8	4	0.5	Yes
EPH4.6-250	4.6	0/-0.005mm	250	8	4	0.5	Yes
EPH4.7-100	4.7	0/-0.005mm	100	8	4	0.5	Yes
EPH4.7-150	4.7	0/-0.005mm	150	8	4	0.5	Yes
EPH4.7-200	4.7	0/-0.005mm	200	8	4	0.5	Yes
EPH4.8-100	4.8	0/-0.005mm	100	8	4	0.5	Yes
EPH4.8-150	4.8	0/-0.005mm	150	8	4	0.5	Yes
EPH4.8-200	4.8	0/-0.005mm	200	8	4	0.5	Yes
EPH4.9-100	4.9	0/-0.005mm	100	8	4	0.5	Yes
EPH4.9-150	4.9	0/-0.005mm	150	8	4	0.5	Yes
EPH4.9-200	4.9	0/-0.005mm	200	8	4	0.5	Yes
EPH5-100	5.0	0/-0.005mm	100	8	4	0.5	Yes
EPH5-150	5.0	0/-0.005mm	150	8	4	0.5	Yes
EPH5-200-1	5.0	0/-0.005mm	200	8	4	0.5	Yes
EPH5-250	5.0	0/-0.005mm	250	8	4	0.5	Yes
EPH5-300	5.0	0/-0.005mm	300	8	4	0.5	Yes
EPH5-350	5.0	0/-0.005mm	350	8	4	0.5	Yes
EPH5.1-100	5.1	0/-0.005mm	100	8	4	0.5	Yes
EPH5.1-150	5.1	0/-0.005mm	150	8	4	0.5	Yes
EPH5.1-200	5.1	0/-0.005mm	200	8	4	0.5	Yes
EPH5.1-250	5.1	0/-0.005mm	250	8	4	0.5	Yes
EPH5.5-100	5.5	0/-0.005mm	100	9	4	0.5	Yes
EPH5.5-150	5.5	0/-0.005mm	150	9	4	0.5	Yes
EPH5.5-200	5.5	0/-0.005mm	200	9	4	0.5	Yes
EPH5.5-250	5.5	0/-0.005mm	250	9	4	0.5	Yes
EPH5.5-300	5.5	0/-0.005mm	300	9	4	0.5	Yes
EPH5.5-350	5.5	0/-0.005mm	350	9	4	0.5	Yes
EPH5.6-100	5.6	0/-0.005mm	100	9	4	0.5	Yes

Metric M-2 Straight Ejector Pins - Precision



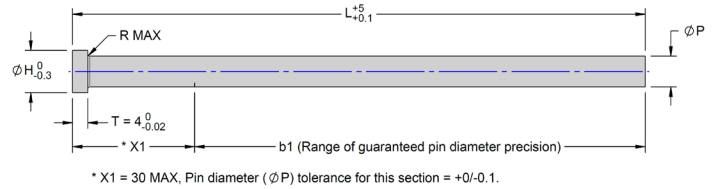
Item Number	P Pin Diameter	P Tolerance	L Length	H Head Diameter	T Head Thickness	R Max	Head Annealed
EPH5.6-150	5.6	0/-0.005mm	150	9	4	0.5	Yes
EPH5.6-200	5.6	0/-0.005mm	200	9	4	0.5	Yes
EPH5.6-250	5.6	0/-0.005mm	250	9	4	0.5	Yes
EPH6-100	6.0	0/-0.005mm	100	9	4	0.5	Yes
EPH6-150	6.0	0/-0.005mm	150	9	4	0.5	Yes
EPH6-200-1	6.0	0/-0.005mm	200	9	4	0.5	Yes
EPH6-250	6.0	0/-0.005mm	250	9	4	0.5	Yes
EPH6-300	6.0	0/-0.005mm	300	9	4	0.5	Yes
EPH6-350-1	6.0	0/-0.005mm	350	9	4	0.5	Yes
EPH6.1-100	6.1	0/-0.005mm	100	9	4	0.5	Yes
EPH6.1-150	6.1	0/-0.005mm	150	9	4	0.5	Yes
EPH6.1-200	6.1	0/-0.005mm	200	9	4	0.5	Yes
EPH6.1-250	6.1	0/-0.005mm	250	9	4	0.5	Yes
EPH6.5-100	6.5	0/-0.005mm	100	10	4	0.5	Yes
EPH6.5-150	6.5	0/-0.005mm	150	10	4	0.5	Yes
EPH6.5-200	6.5	0/-0.005mm	200	10	4	0.5	Yes
EPH6.5-250	6.5	0/-0.005mm	250	10	4	0.5	Yes
EPH6.5-300	6.5	0/-0.005mm	300	10	4	0.5	Yes
EPH6.5-350	6.5	0/-0.005mm	350	10	4	0.5	Yes
EPH6.6-100	6.6	0/-0.005mm	100	10	4	0.5	Yes
EPH6.6-150	6.6	0/-0.005mm	150	10	4	0.5	Yes
EPH6.6-200	6.6	0/-0.005mm	200	10	4	0.5	Yes
EPH6.6-250	6.6	0/-0.005mm	250	10	4	0.5	Yes
EPH7-100	7.0	0/-0.005mm	100	10	4	0.5	Yes
EPH7-150	7.0	0/-0.005mm	150	10	4	0.5	Yes
EPH7-200	7.0	0/-0.005mm	200	10	4	0.5	Yes
EPH7-250	7.0	0/-0.005mm	250	10	4	0.5	Yes
EPH7-300	7.0	0/-0.005mm	300	10	4	0.5	Yes
EPH7-350	7.0	0/-0.005mm	350	10	4	0.5	Yes
EPH7.1-100	7.1	0/-0.005mm	100	10	4	0.5	Yes
EPH7.1-150	7.1	0/-0.005mm	150	10	4	0.5	Yes
EPH7.1-200	7.1	0/-0.005mm	200	10	4	0.5	Yes
EPH7.1-250	7.1	0/-0.005mm	250	10	4	0.5	Yes
EPH7.5-100	7.5	0/-0.005mm	100	11	4	0.5	Yes
EPH7.5-150	7.5	0/-0.005mm	150	11	4	0.5	Yes
EPH7.5-200	7.5	0/-0.005mm	200	11	4	0.5	Yes
EPH7.5-250	7.5	0/-0.005mm	250	11	4	0.5	Yes
EPH7.6-100	7.6	0/-0.005mm	100	11	4	0.5	Yes
EPH7.6-150	7.6	0/-0.005mm	150	11	4	0.5	Yes
EPH7.6-200	7.6	0/-0.005mm	200	11	4	0.5	Yes
EPH7.6-250	7.6	0/-0.005mm	250	11	4	0.5	Yes
EPH8-100	8.0	0/-0.005mm	100	11	4	0.5	Yes
EPH8-150	8.0	0/-0.005mm	150	11	4	0.5	Yes
EPH8-200-1	8.0	0/-0.005mm	200	11	4	0.5	Yes
EPH8-250	8.0	0/-0.005mm	250	11	4	0.5	Yes
EPH8-300	8.0	0/-0.005mm	300	11	4	0.5	Yes

Metric M-2 Straight Ejector Pins - Precision



Item Number	P Pin Diameter	P Tolerance	L Length	H Head Diameter	T Head Thickness	R Max	Head Annealed
EPH8-350	8.0	0/-0.005mm	350	11	4	0.5	Yes
EPH8.1-100	8.1	0/-0.005mm	100	11	4	0.5	Yes
EPH8.1-150	8.1	0/-0.005mm	150	11	4	0.5	Yes
EPH8.1-200	8.1	0/-0.005mm	200	11	4	0.5	Yes
EPH8.1-250	8.1	0/-0.005mm	250	11	4	0.5	Yes
EPH8.5-100	8.5	0/-0.005mm	100	14	4	0.5	Yes
EPH8.5-150	8.5	0/-0.005mm	150	14	4	0.5	Yes
EPH8.5-200	8.5	0/-0.005mm	200	14	4	0.5	Yes
EPH8.5-250	8.5	0/-0.005mm	250	14	4	0.5	Yes
EPH8.6-100	8.6	0/-0.005mm	100	14	4	0.5	Yes
EPH8.6-150	8.6	0/-0.005mm	150	14	4	0.5	Yes
EPH8.6-200	8.6	0/-0.005mm	200	14	4	0.5	Yes
EPH8.6-250	8.6	0/-0.005mm	250	14	4	0.5	Yes
EPH9-100	9.0	0/-0.005mm	100	14	4	0.5	Yes
EPH9-150	9.0	0/-0.005mm	150	14	4	0.5	Yes
EPH9-200	9.0	0/-0.005mm	200	14	4	0.5	Yes
EPH9-250	9.0	0/-0.005mm	250	14	4	0.5	Yes
EPH9-300	9.0	0/-0.005mm	300	14	4	0.5	Yes
EPH9-350	9.0	0/-0.005mm	350	14	4	0.5	Yes
EPH9.1-100	9.1	0/-0.005mm	100	15	4	0.5	Yes
EPH9.1-150	9.1	0/-0.005mm	150	15	4	0.5	Yes
EPH9.1-200	9.1	0/-0.005mm	200	15	4	0.5	Yes
EPH9.1-250	9.1	0/-0.005mm	250	15	4	0.5	Yes
EPH9.5-100	9.5	0/-0.005mm	100	15	4	0.5	Yes
EPH9.5-150	9.5	0/-0.005mm	150	15	4	0.5	Yes
EPH9.5-200	9.5	0/-0.005mm	200	15	4	0.5	Yes
EPH9.5-250	9.5	0/-0.005mm	250	15	4	0.5	Yes
EPH9.6-100	9.6	0/-0.005mm	100	15	4	0.5	Yes
EPH9.6-150	9.6	0/-0.005mm	150	15	4	0.5	Yes
EPH9.6-200	9.6	0/-0.005mm	200	15	4	0.5	Yes
EPH9.6-250	9.6	0/-0.005mm	250	15	4	0.5	Yes
EPH10-100	10.0	0/-0.005mm	100	15	4	0.5	Yes
EPH10-150	10.0	0/-0.005mm	150	15	4	0.5	Yes
EPH10-200-1	10.0	0/-0.005mm	200	15	4	0.5	Yes
EPH10-250	10.0	0/-0.005mm	250	15	4	0.5	Yes
EPH10-300	10.0	0/-0.005mm	300	15	4	0.5	Yes
EPH10-350	10.0	0/-0.005mm	350	15	4	0.5	Yes
EPH10.1-100	10.1	0/-0.005mm	100	15	4	0.5	Yes
EPH10.1-150	10.1	0/-0.005mm	150	15	4	0.5	Yes
EPH10.1-200	10.1	0/-0.005mm	200	15	4	0.5	Yes
EPH10.1-250	10.1	0/-0.005mm	250	15	4	0.5	Yes
EPH10.5-100	10.5	0/-0.005mm	100	17	4	0.5	Yes
EPH10.5-150	10.5	0/-0.005mm	150	17	4	0.5	Yes
EPH10.5-200	10.5	0/-0.005mm	200	17	4	0.5	Yes
EPH10.5-250	10.5	0/-0.005mm	250	17	4	0.5	Yes
EPH10.6-100	10.6	0/-0.005mm	100	17	4	0.5	Yes

Metric M-2 Straight Ejector Pins - Precision



Item Number	P Pin Diameter	P Tolerance	L Length	H Head Diameter	T Head Thickness	R Max	Head Annealed
EPH10.6-150	10.6	0/-0.005mm	150	17	4	0.5	Yes
EPH10.6-200	10.6	0/-0.005mm	200	17	4	0.5	Yes
EPH10.6-250	10.6	0/-0.005mm	250	17	4	0.5	Yes
EPH11-100	11.0	0/-0.005mm	100	17	4	0.5	Yes
EPH11-150	11.0	0/-0.005mm	150	17	4	0.5	Yes
EPH11-200	11.0	0/-0.005mm	200	17	4	0.5	Yes
EPH11-250	11.0	0/-0.005mm	250	17	4	0.5	Yes
EPH11.1-100	11.1	0/-0.005mm	100	17	4	0.5	Yes
EPH11.1-150	11.1	0/-0.005mm	150	17	4	0.5	Yes
EPH11.1-200	11.1	0/-0.005mm	200	17	4	0.5	Yes
EPH11.1-250	11.1	0/-0.005mm	250	17	4	0.5	Yes
EPH11.5-100	11.5	0/-0.005mm	100	17	4	0.5	Yes
EPH11.5-150	11.5	0/-0.005mm	150	17	4	0.5	Yes
EPH11.5-200	11.5	0/-0.005mm	200	17	4	0.5	Yes
EPH11.5-250	11.5	0/-0.005mm	250	17	4	0.5	Yes
EPH11.6-100	11.6	0/-0.005mm	100	17	4	0.5	Yes
EPH11.6-150	11.6	0/-0.005mm	150	17	4	0.5	Yes
EPH11.6-200	11.6	0/-0.005mm	200	17	4	0.5	Yes
EPH11.6-250	11.6	0/-0.005mm	250	17	4	0.5	Yes
EPH12-150	12.0	0/-0.005mm	150	17	4	0.5	Yes
EPH12-200	12.0	0/-0.005mm	200	17	4	0.5	Yes
EPH12-250	12.0	0/-0.005mm	250	17	4	0.5	Yes
EPH12-300	12.0	0/-0.005mm	300	17	4	0.5	Yes
EPH12-350	12.0	0/-0.005mm	350	17	4	0.5	Yes